

FORM NO. MGT-7

[Pursuant to sub-Section(1) of section 92 of the Companies Act, 2013 and sub-rule (1) of rule 11of the Companies (Management and Administration) Rules, 2014]



सत्यमेव जयते

Annual Return (other than OPCs and Small Companies)

Form language English Hindi

Refer the instruction kit for filing the form.

I. REGISTRATION AND OTHER DETAILS

(i) * Corporate Identification Number (CIN) of the company

L24230TN1985PLC011637

Pre-fill

Global Location Number (GLN) of the company

* Permanent Account Number (PAN) of the company

AAACC3000F

(ii) (a) Name of the company

CHEMPLAST SANMAR LIMITED

(b) Registered office address

9 CATHEDRAL RD
MADRAS
Tamil Nadu
600086
India

(c) *e-mail ID of the company

mr1@sanmargroup.com

(d) *Telephone number with STD code

04428128500

(e) Website

www.chemplastsanmar.com

(iii) Date of Incorporation

13/03/1985

(iv)	Type of the Company	Category of the Company	Sub-category of the Company
	Public Company	Company limited by shares	Indian Non-Government company

(v) Whether company is having share capital

Yes

No

(vi) *Whether shares listed on recognized Stock Exchange(s)

Yes

No

(a) Details of stock exchanges where shares are listed

S. No.	Stock Exchange Name	Code
1	BSE Limited	1
2	National Stock Exchange of India Limited	1,024

(b) CIN of the Registrar and Transfer Agent

U72400TG2017PLC117649

Pre-fill

Name of the Registrar and Transfer Agent

KFIN TECHNOLOGIES LIMITED

Registered office address of the Registrar and Transfer Agents

Selenium, Tower B, Plot No- 31 & 32,
Financial District, Nanakramguda, Serilingampally

(vii) *Financial year From date 01/04/2021 (DD/MM/YYYY) To date 31/03/2022 (DD/MM/YYYY)

(viii) *Whether Annual general meeting (AGM) held Yes No

(a) If yes, date of AGM

(b) Due date of AGM

(c) Whether any extension for AGM granted

Yes No

II. PRINCIPAL BUSINESS ACTIVITIES OF THE COMPANY

*Number of business activities

1

S.No	Main Activity group code	Description of Main Activity group	Business Activity Code	Description of Business Activity	% of turnover of the company
1	C	Manufacturing	C6	Chemical and chemical products, pharmaceuticals, medicinal chemical and	100

III. PARTICULARS OF HOLDING, SUBSIDIARY AND ASSOCIATE COMPANIES (INCLUDING JOINT VENTURES)

*No. of Companies for which information is to be given

2

Pre-fill All

S.No	Name of the company	CIN / FCRN	Holding/ Subsidiary/Associate/ Joint Venture	% of shares held
1	SANMAR HOLDINGS LIMITED	U65993TN1979PLC007711	Holding	54.99
2	CHEMPLAST CUDDALORE VIN ⁺	U24100TN1991PLC020589	Subsidiary	100

IV. SHARE CAPITAL, DEBENTURES AND OTHER SECURITIES OF THE COMPANY

(i) *SHARE CAPITAL

(a) Equity share capital

Particulars	Authorised capital	Issued capital	Subscribed capital	Paid up capital
Total number of equity shares	400,000,000	158,109,574	158,109,574	158,109,574
Total amount of equity shares (in Rupees)	2,000,000,000	790,547,870	790,547,870	790,547,870

Number of classes

1

Class of Shares	Authorised capital	Issued capital	Subscribed capital	Paid up capital
Number of equity shares	400,000,000	158,109,574	158,109,574	158,109,574
Nominal value per share (in rupees)	5	5	5	5
Total amount of equity shares (in rupees)	2,000,000,000	790,547,870	790,547,870	790,547,870

(b) Preference share capital

Particulars	Authorised capital	Issued capital	Subscribed capital	Paid-up capital
Total number of preference shares	3,500,000	0	0	0
Total amount of preference shares (in rupees)	350,000,000	0	0	0

Number of classes

1

Class of shares	Authorised capital	Issued capital	Subscribed capital	Paid up capital
Number of preference shares	3,500,000	0	0	0
Nominal value per share (in rupees)	100	100	100	100
Total amount of preference shares (in rupees)	350,000,000	0	0	0

(c) Unclassified share capital

Particulars	Authorised Capital
Total amount of unclassified shares	0

(d) Break-up of paid-up share capital

Class of shares	Number of shares			Total nominal amount	Total Paid-up amount	Total premium
	Physical	DEMAT	Total			
Equity shares						

At the beginning of the year	0	134,080,000	134080000	670,400,000	670,400,000	
		+		+	+	
Increase during the year	0	24,029,574	24029574	120,147,870	120,147,870	12,879,851,000
i. Public Issues	0	24,029,574	24029574	120,147,870	120,147,870	12,879,851,000
				+	+	+
ii. Rights issue	0	0	0	0	0	0
iii. Bonus issue	0	0	0	0	0	0
iv. Private Placement/ Preferential allotment	0	0	0	0	0	0
v. ESOPs	0	0	0	0	0	0
vi. Sweat equity shares allotted	0	0	0	0	0	0
vii. Conversion of Preference share	0	0	0	0	0	0
viii. Conversion of Debentures	0	0	0	0	0	0
ix. GDRs/ADRs	0	0	0	0	0	0
x. Others, specify						
Decrease during the year	0	0	0	0	0	0
i. Buy-back of shares	0	0	0	0	0	0
ii. Shares forfeited	0	0	0	0	0	0
iii. Reduction of share capital	0	0	0	0	0	
iv. Others, specify				0	0	
At the end of the year	0	158,109,574	158109574	790,547,870	790,547,870	
Preference shares						
At the beginning of the year	0	0	0	0	0	
Increase during the year	0	0	0	0	0	0
i. Issues of shares	0	0	0	0	0	0
ii. Re-issue of forfeited shares	0	0	0	0	0	0
iii. Others, specify						
Decrease during the year	0	0	0	0	0	0

i. Redemption of shares	0	0	0	0	0	0
ii. Shares forfeited	0	0	0	0	0	0
iii. Reduction of share capital	0	0	0	0	0	0
iv. Others, specify						
<input type="text"/>						
At the end of the year	0	0	0	0	0	

ISIN of the equity shares of the company

(ii) Details of stock split/consolidation during the year (for each class of shares)

0

Class of shares		(i)	(ii)	(iii)
Before split / Consolidation	Number of shares			
	Face value per share			
After split / Consolidation	Number of shares			
	Face value per share			

(iii) Details of shares/Debentures Transfers since closure date of last financial year (or in the case of the first return at any time since the incorporation of the company) *

Nil

[Details being provided in a CD/Digital Media]

Yes No Not Applicable

Separate sheet attached for details of transfers

Yes No

Note: In case list of transfer exceeds 10, option for submission as a separate sheet attachment or submission in a CD/Digital Media may be shown.

Date of the previous annual general meeting	<input type="text"/>
Date of registration of transfer (Date Month Year)	<input type="text"/>
Type of transfer	<input type="text"/> 1 - Equity, 2- Preference Shares,3 - Debentures, 4 - Stock

Number of Shares/ Debentures/ Units Transferred		Amount per Share/ Debenture/Unit (in Rs.)	
Ledger Folio of Transferor			
Transferor's Name			
	Surname	middle name	first name
Ledger Folio of Transferee			
Transferee's Name			
	Surname	middle name	first name
Date of registration of transfer (Date Month Year)			
Type of transfer		1 - Equity, 2- Preference Shares,3 - Debentures, 4 - Stock	
Number of Shares/ Debentures/ Units Transferred		Amount per Share/ Debenture/Unit (in Rs.)	
Ledger Folio of Transferor			
Transferor's Name			
	Surname	middle name	first name
Ledger Folio of Transferee			
Transferee's Name			
	Surname	middle name	first name

(iv) *Debentures (Outstanding as at the end of financial year)

Particulars	Number of units	Nominal value per unit	Total value
Non-convertible debentures	0	0	0

Particulars	Number of units	Nominal value per unit	Total value
Partly convertible debentures	0	0	0
Fully convertible debentures	0	0	0
Total			0

Details of debentures

Class of debentures	Outstanding as at the beginning of the year	Increase during the year	Decrease during the year	Outstanding as at the end of the year
Non-convertible debentures	12,382,500,000	0	12,382,500,000	0
Partly convertible debentures	0	0	0	0
Fully convertible debentures	0	0	0	0

(v) Securities (other than shares and debentures)

0

Type of Securities	Number of Securities	Nominal Value of each Unit	Total Nominal Value	Paid up Value of each Unit	Total Paid up Value
Total					

V. *Turnover and net worth of the company (as defined in the Companies Act, 2013)

(i) Turnover

20,121,450,000

(ii) Net worth of the Company

26,593,097,818

VI. (a) *SHARE HOLDING PATTERN - Promoters

S. No.	Category	Equity		Preference	
		Number of shares	Percentage	Number of shares	Percentage
1.	Individual/Hindu Undivided Family				
	(i) Indian	10	0	0	
	(ii) Non-resident Indian (NRI)	0	0	0	
	(iii) Foreign national (other than NRI)	0	0	0	
2.	Government				
	(i) Central Government	0	0	0	

	(ii) State Government	0	0	0	
	(iii) Government companies	0	0	0	
3.	Insurance companies	0	0	0	
4.	Banks	0	0	0	
5.	Financial institutions	0	0	0	
6.	Foreign institutional investors	0	0	0	
7.	Mutual funds	0	0	0	
8.	Venture capital	0	0	0	
9.	Body corporate (not mentioned above)	86,945,055	54.99	0	
10.	Others		0	0	
	Total	86,945,065	54.99	0	0

Total number of shareholders (promoters)

6

(b) *SHARE HOLDING PATTERN - Public/Other than promoters

S. No.	Category	Equity		Preference	
		Number of shares	Percentage	Number of shares	Percentage
1.	Individual/Hindu Undivided Family				
	(i) Indian	11,820,151	7.48	0	
	(ii) Non-resident Indian (NRI)	545,057	0.34	0	
	(iii) Foreign national (other than NRI)	27	0	0	
2.	Government				
	(i) Central Government	0	0	0	
	(ii) State Government	0	0	0	
	(iii) Government companies	0	0	0	
3.	Insurance companies	0	0	0	
4.	Banks	0	0	0	
5.	Financial institutions	0	0	0	

Name of the FII	Address	Date of Incorporation	Country of Incorporation	Number of shares held	% of shares held

**VII. *NUMBER OF PROMOTERS, MEMBERS, DEBENTURE HOLDERS
(Details, Promoters, Members (other than promoters), Debenture holders)**

Details	At the beginning of the year	At the end of the year
Promoters	1	6
Members (other than promoters)	6	102,403
Debenture holders	4	0

VIII. DETAILS OF DIRECTORS AND KEY MANAGERIAL PERSONNEL








(A) *Composition of Board of Directors

Category	Number of directors at the beginning of the year		Number of directors at the end of the year		Percentage of shares held by directors as at the end of year	
	Executive	Non-executive	Executive	Non-executive	Executive	Non-executive
A. Promoter	0	0	0	0	0	0
B. Non-Promoter	1	3	1	7	0	0
(i) Non-Independent	1	1	1	3	0	0
(ii) Independent	0	2	0	4	0	0
C. Nominee Directors representing	0	0	0	0	0	0

(i) Banks & FIs	0	0	0	0	0	0
(ii) Investing institutions	0	0	0	0	0	0
(iii) Government	0	0	0	0	0	0
(iv) Small share holders	0	0	0	0	0	0
(v) Others	0	0	0	0	0	0
Total	1	3	1	7	0	0

Number of Directors and Key managerial personnel (who is not director) as on the financial year end date 10

(B) (i) *Details of directors and Key managerial personnel as on the closure of financial year

Name	DIN/PAN	Designation	Number of equity share(s) held	Date of cessation (after closure of financial year : If any)
VIJAY SANKAR	00007875	Director	0	
RAMKUMAR SHANKAR 	00018391	Managing Director	3,449	
AMARNATH ANANTHA 	02928105	Director	1,713	
CHANDRAN RATNASV 	00109215	Director	0	
ADITYA JAIN	00835144	Director	0	
SANJAY VIJAY BHAND 	01260274	Director	0	
PRASAD RAGHAVA MI 	00005078	Director	0	
VIJAYAKUMAR LAKSH 	09115998	Director	0	
MAHADEVAN RAMAN	AAEPR5253Q	Company Secretar	0	
NATARAJAN MURALID 	AGUPM9382M	CFO	0	

(ii) Particulars of change in director(s) and Key managerial personnel during the year 12

Name	DIN/PAN	Designation at the beginning / during the financial year	Date of appointment/ change in designation/ cessation	Nature of change (Appointment/ Change in designation/ Cessation)
PRASAD RAGHAVA MI	00005078	Director	26/04/2021	Appointment
ADITYA JAIN	00835144	Director	26/04/2021	Appointment
SANJAY VIJAY BHAND	01260274	Director	26/04/2021	Appointment
VIJAYAKUMAR LAKSH	09115998	Director	26/04/2021	Appointment
V K Parthasarathy	00022559	Director	26/04/2021	Cessation
Lavanya Venkatesh	07191585	Director	26/04/2021	Cessation
VIJAY SANKAR	00007875	Additional director	26/04/2021	Appointment
CHANDRAN RATNASV	00109215	Additional director	26/04/2021	Appointment
M Chandrasekhar	AAFPC7496M	CFO	31/08/2021	Cessation
NATARAJAN MURALID	AGUPM9382M	CFO	01/09/2021	Appointment
VIJAY SANKAR	00007875	Director	02/08/2021	Change in designation
CHANDRAN RATNASV	00109215	Director	02/08/2021	Change in designation

IX. MEETINGS OF MEMBERS/CLASS OF MEMBERS/BOARD/COMMITTEES OF THE BOARD OF DIRECTORS

A. MEMBERS/CLASS /REQUISITIONED/NCLT/COURT CONVENED MEETINGS

Number of meetings held

3

Type of meeting	Date of meeting	Total Number of Members entitled to attend meeting	Attendance	
			Number of members attended	% of total shareholding
Extra Ordinary General Mee	19/04/2021	7	7	100
Extra Ordinary General Mee	27/04/2021	7	7	100
Annual General Meeting	02/08/2021	7	6	100

B. BOARD MEETINGS

*Number of meetings held

7

S. No.	Date of meeting	Total Number of directors associated as on the date of meeting	Attendance	
			Number of directors attended	% of attendance
1	15/04/2021	4	3	75
2	26/04/2021	10	9	90
3	16/07/2021	8	8	100
4	31/08/2021	8	8	100
5	29/10/2021	8	8	100
6	28/01/2021	8	8	100
7	22/03/2022	8	7	87.5

C. COMMITTEE MEETINGS

Number of meetings held

32

S. No.	Type of meeting	Date of meeting	Total Number of Members as on the date of the meeting	Attendance	
				Number of members attended	% of attendance
1	Audi Committee	15/04/2021	2	2	100
2	Audi Committee	16/07/2021	3	3	100
3	Audi Committee	31/08/2021	3	3	100
4	Audi Committee	29/10/2021	3	3	100
5	Audi Committee	28/01/2022	3	3	100
6	Audi Committee	22/03/2022	3	3	100
7	Nomination an	23/04/2021	3	2	66.67
8	Nomination an	16/07/2021	3	3	100
9	Nomination an	31/08/2021	3	3	100
10	Nomination an	05/01/2022	3	3	100

D. *ATTENDANCE OF DIRECTORS

S. No.	Name of the director	Board Meetings			Committee Meetings			Whether attended AGM held on
		Number of Meetings which director was entitled to attend	Number of Meetings attended	% of attendance	Number of Meetings which director was entitled to attend	Number of Meetings attended	% of attendance	
1	VIJAY SANKAR	6	6	100	30	30	100	
2	RAMKUMAR S	7	7	100	19	19	100	
3	AMARNATH A	7	7	100	19	19	100	
4	CHANDRAN P	6	5	83.33	0	0	0	
5	ADITYA JAIN	6	6	100	7	7	100	
6	SANJAY VIJA	6	6	100	11	11	100	
7	PRASAD RAG	6	6	100	5	5	100	
8	VIJAYAKUMA	6	6	100	2	2	100	

X. *REMUNERATION OF DIRECTORS AND KEY MANAGERIAL PERSONNEL

Nil

Number of Managing Director, Whole-time Directors and/or Manager whose remuneration details to be entered

1

S. No.	Name	Designation	Gross Salary	Commission	Stock Option/ Sweat equity	Others	Total Amount
1	Ramkumar Shankar	Managing Director	16,920,000	0	0	918,000	17,838,000
	Total		16,920,000	0	0	918,000	17,838,000

Number of CEO, CFO and Company secretary whose remuneration details to be entered

3

S. No.	Name	Designation	Gross Salary	Commission	Stock Option/ Sweat equity	Others	Total Amount
1	M Chandrasekhar	CFO					0
2	NATARAJAN MURUGAN	CFO					0
3	MAHADEVAN RAMAN	Company Secretary					0
	Total		0	0			0

Number of other directors whose remuneration details to be entered

4

S. No.	Name	Designation	Gross Salary	Commission	Stock Option/ Sweat equity	Others	Total Amount
--------	------	-------------	--------------	------------	-------------------------------	--------	--------------

S. No.	Name	Designation	Gross Salary	Commission	Stock Option/ Sweat equity	Others	Total Amount
1	ADITYA JAIN	Independent Dir +	0	0	0	500,000	500,000
2	SANJAY VIJAY BH +	Independent Dir +	0	0	0	600,000	600,000
3	PRASAD RAGHAV +	Independent Dir +	0	0	0	450,000	450,000
4	VIJAYAKUMAR LA +	Independent Dir +	0	0	0	375,000	375,000
	Total		0	0	0	1,925,000	1,925,000

XI. MATTERS RELATED TO CERTIFICATION OF COMPLIANCES AND DISCLOSURES

* A. Whether the company has made compliances and disclosures in respect of applicable provisions of the Companies Act, 2013 during the year Yes No

B. If No, give reasons/observations

XII. PENALTY AND PUNISHMENT - DETAILS THEREOF

(A) DETAILS OF PENALTIES / PUNISHMENT IMPOSED ON COMPANY/DIRECTORS /OFFICERS Nil

Name of the company/ directors/ officers	Name of the court/ concerned Authority	Date of Order	Name of the Act and section under which penalised / punished	Details of penalty/ punishment	Details of appeal (if any) including present status

(B) DETAILS OF COMPOUNDING OF OFFENCES Nil

Name of the company/ directors/ officers	Name of the court/ concerned Authority	Date of Order	Name of the Act and section under which offence committed	Particulars of offence	Amount of compounding (in Rupees)

XIII. Whether complete list of shareholders, debenture holders has been enclosed as an attachment

Yes No

XIV. COMPLIANCE OF SUB-SECTION (2) OF SECTION 92, IN CASE OF LISTED COMPANIES

In case of a listed company or a company having paid up share capital of Ten Crore rupees or more or turnover of Fifty Crore rupees or more, details of company secretary in whole time practice certifying the annual return in Form MGT-8.

Name

B RAVI

Whether associate or fellow

Associate Fellow

Certificate of practice number

3318

I/We certify that:

- (a) The return states the facts, as they stood on the date of the closure of the financial year aforesaid correctly and adequately.
- (b) Unless otherwise expressly stated to the contrary elsewhere in this Return, the Company has complied with all the provisions of the Act during the financial year.

Declaration

I am Authorised by the Board of Directors of the company vide resolution no. ... dated

(DD/MM/YYYY) to sign this form and declare that all the requirements of the Companies Act, 2013 and the rules made thereunder in respect of the subject matter of this form and matters incidental thereto have been complied with. I further declare that:

- 1. Whatever is stated in this form and in the attachments thereto is true, correct and complete and no information material to the subject matter of this form has been suppressed or concealed and is as per the original records maintained by the company.
- 2. All the required attachments have been completely and legibly attached to this form.

Note: Attention is also drawn to the provisions of Section 447, section 448 and 449 of the Companies Act, 2013 which provide for punishment for fraud, punishment for false statement and punishment for false evidence respectively.

To be digitally signed by

Director

DIN of the director

To be digitally signed by

Company Secretary

Company secretary in practice

Membership number

Certificate of practice number

Attachments

- 1. List of share holders, debenture holders
- 2. Approval letter for extension of AGM;
- 3. Copy of MGT-8;
- 4. Optional Attachment(s), if any

Attach
Attach
Attach
Attach

List of attachments

--

Remove attachment

Modify

Check Form

Prescrutiny

Submit

This eForm has been taken on file maintained by the Registrar of Companies through electronic mode and on the basis of statement of correctness given by the company

CHEMPLAST SANMAR LIMITED**List of Shareholders as on 31/03/2022 ((FN,FPC))**

SLNO	NAME/JOINT NAME(S)/ADDRESS	HOLDING
1	GOVERNMENT PENSION FUND GLOBAL	1766961
2	AMUNDI FUNDS SBI FM INDIA EQUITY	1574998
3	ABU DHABI INVESTMENT AUTHORITY - STABLE	1233183
4	ABU DHABI INVESTMENT AUTHORITY - BEHAVE	1200000
5	VANGUARD EMERGING MARKETS STOCK INDEX FUND, A SERIES OF VANGUARD INTERNATIONAL EQUITY INDEX FUNDS	736105
6	VANGUARD TOTAL INTERNATIONAL STOCK INDEX FUND	671495
7	PUBLIC SECTOR PENSION INVESTMENT BOARD - IIFL ASSET MANAGEMENT LIMITED	538838
8	ELARA INDIA OPPORTUNITIES FUND LIMITED	462078
9	JUPITER INDIA FUND	369630

10 AL MEHWAR COMMERCIAL INVESTMENTS L.L.C. - (TREEFIS H)	349039
11 MIRAE ASSET INDIA SMALL-MID CAP FOCUS EQUITY MASTE R INVESTMENT TRUST	340308
12 BNP PARIBAS FUNDS INDIA EQUITY	330746
13 VANGUARD FIDUCIARY TRUST COMPANY INSTITUTIONAL TOT AL INTERNATIONAL STOCK MARKET INDEX TRUST II	270797
14 VANGUARD FTSE ALL-WORLD EX-US SMALL-CAP INDEXFUND	263220
15 MIRAE ASSET INDIA MID CAP EQUITY FUND	245000
16 TT ASIA-PACIFIC EQUITY FUND	185536
17 LIONTRUST INVESTMENT FUNDS I - LIONTRUST INDIA FUN D	175801
18 FIDUCIAN INDIA FUND	138544
19 TARA EMERGING ASIA LIQUID FUND	130000

20 EMERGING MARKETS SMALL CAPITALIZATION EQUITY INDEX NON-LENDABLE FUND	125853
21 BNP PARIBAS ARBITRAGE	103589
22 MINE SUPERANNUATION FUND	99952
23 BLUE MOUNT CAPITAL	92448
24 JUPITER SOUTH ASIA INVESTMENT COMPANY LIMITED - SO UTH ASIA ACCESS FUND	90497
25 GOLDMAN SACHS (SINGAPORE) PTE. - ODI	66222
26 EMERGING MARKETS SMALL CAPITALIZATION EQUITY INDEX FUND	65771
27 VANGUARD FIDUCIARY TRUST COMPANY INSTITUTIONAL TOT AL INTERNATIONAL STOCK MARKET INDEX TRUST	62759
28 ISHARES INDIA SC MAURITIUS COMPANY	61965

29 CLSA GLOBAL MARKETS PTE. LTD.	61217
30 NEPTUNE INVESTMENT FUNDS II - NEPTUNE EMERGING MARKETS FUND	52346
31 STATE STREET GLOBAL SMALL CAP EQUITY EX-U.S. INDEX NON-LENDING SERIES FUND	51209
32 POLY INVESTMENT PTE. LTD.	50000
33 K INDIA OPPORTUNITIES FUND LIMITED - CLASS P	46325
34 SOCIETE GENERALE - ODI	43589
35 COLLEGE RETIREMENT EQUITIES FUND - STOCK ACCOUNT	43063
36 ISHARES CORE MSCI EM IMI UCITS ETF	42246
37 NORTHERN TRUST COLLECTIVE EMERGING MARKETS SMALL CAP INDEX FUND- NON LENDING	36085

38 MV SCIF MAURITIUS	33832
39 VANGUARD TOTAL WORLD STOCK INDEX FUND	32661
40 SHBNPP INDIA SECURITY MASTER EQUITY	29300
41 STATE STREET MSCI EMERGING MARKETS SMALL CAP INDEX NON-LENDING COMMON TRUST FUND	19371
42 FLEXSHARES MORNINGSTAR EMERGING MARKETS FACTOR TIL T INDEX FUND	18700
43 STATE STREET MSCI EMERGING MARKETS SMALL CAP INDEX SECURITIES LENDING FUND	16069
44 UBS (US) GROUP TRUST	13244
45 ISHARES MSCI EM SMALL CAP UCITS ETF	12499
46 BVK PERSONALVORSORGE DES KANTONS ZURICH	11935
47 ISHARES IV PUBLIC LIMITED COMPANY- ISHARES MSCI EM IMI ESG SCREENED UCITS ETF	11507

48 DOVETAIL INDIA FUND CLASS 5 SHARES	10000
49 VARANIUM INDIA OPPORTUNITY LTD	10000
50 EMERGING MARKETS SMALL CAPITALIZATION EQUITY INDEX FUND B	9779
51 PUBLIC EMPLOYEES RETIREMENT SYSTEM OF OHIO	9572
52 SPDR S&P EMERGING MARKETS SMALL CAP ETF	7660
53 VANGUARD ESG INTERNATIONAL STOCK ETF	5471
54 SSGA SPDR ETFS EUROPE I PUBLIC LIMITED COMPANY - S PDR MSCI EMERGING MARKETS SMALL CAP UCITS ETF	5470
55 COEUS GLOBAL OPPORTUNITIES FUND	5000
56 VANGUARD INVESTMENT SERIES PLC - VANGUARD ESG EMER GING MARKETS ALL CAP EQUITY INDEX FUND	4327

57 DOVETAIL GLOBAL FUND PCC - QUEST INDIA BELLWETHER FUND	4000
58 DELA DEPOSITARY & ASSET MANAGEMENT B.V. AS RESPONSIBLE ENTITY TO DELA EQUITY FUND 5	3500
59 COPTHALL MAURITIUS INVESTMENT LIMITED - NON ODI AC COUNT	1677
60 SPDR MSCI ACWI IMI ETF	726
61 SOCIETE GENERALE	197
62 UBS PRINCIPAL CAPITAL ASIA LTD	170
63 PALLIPPAKKAM SIVARAMAN SOMASEKHARAN	27
64 BNP PARIBAS ARBITRAGE - ODI	3

TOTAL:

12454112

CHEMPLAST SANMAR LIMITED

CIN: L24230TN1985PLC011637

Annexure to IX (D) Attendance of Directors (Resigned during the year)

Sl.No.	Name of the Director	Board Meetings			Committee Meetings			Whether attended AGM held on
		Number of Meetings which director was entitled to attend	Number of Meetings attended	% of attendance	Number of Meetings which director was entitled to attend	Number of Meetings attended	% of attendance	___/___/2022 (Y/N/NA)
1	Lavanya Venkatesh	2	2	100	1	1	100	NA
2	V K Parthasarathy	2	0	0	1	0	0	NA

CHEMPLAST SANMAR LIMITED

ANNEXURE TO FORM MGT-7 for the year ended 31.03.2022

Para - IX-C - COMMITTEE OF DIRECTORS

S.No	Type of meeting	Date	Total number of members as on date of the meeting	Attendance	
				Number of members attended	% of attendance
11	Nomination and Remuneration committee	24-02-22	3	3	100
12	Stakeholders Relationship Committee	05-01-22	3	3	100
13	Risk Management Committee	05-01-22	3	3	100
14	Risk Management Committee	31-03-22	3	3	100
15	Corporate Social Responsibility Committee	06-01-22	3	3	100
16	Corporate Social Responsibility Committee	21-03-22	3	3	100
17	Committee of Directors	04-06-21	3	3	100
18	Committee of Directors	18-06-21	3	3	100
19	Committee of Directors	28-07-21	3	3	100
20	Committee of Directors	04-08-21	3	3	100
21	Committee of Directors	24-09-21	3	3	100
22	Committee of Directors	26-11-21	3	3	100
23	Committee of Directors	21-12-21	3	3	100
24	Committee of Directors	16-03-21	3	3	100
25	Committee of Directors	29-03-21	3	3	100
26	IPO Committee	26-07-21	3	3	100
27	IPO Committee	29-07-21	3	3	100
28	IPO Committee	31-07-21	3	3	100
29	IPO Committee	04-08-21	3	3	100
30	IPO Committee	09-08-21	3	3	100
31	IPO Committee	13-08-21	3	3	100
32	IPO Committee	18-08-21	3	3	100